


Parts Catalog

Mazda MX-5 MIATA
U.S.A.
('91 ▶ '92)



NA35 ** -20001-35000

Jan. '94 (FINAL)

Catalog No. AU-NA02-07

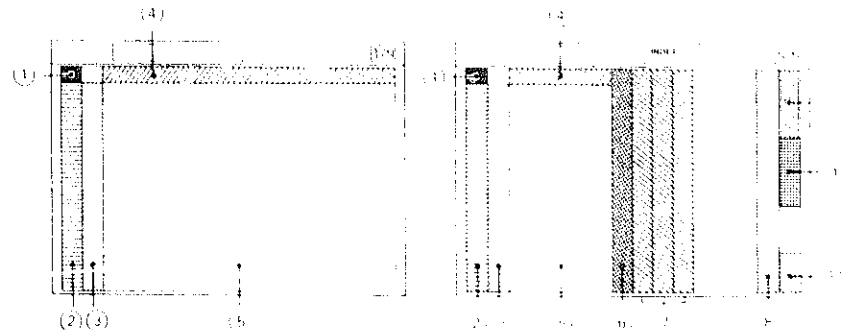
mazda

© 1994 Mazda Motor Corporation

2-B 1

LAYOUT OF CONTENTS / DISPOSITION TYPOGRAPHIQUE DE CONTENU / DISPOSICION DEL CONTENIDO / ANORDNUNG DES INHALTS

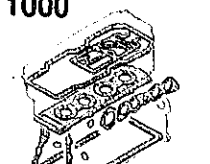
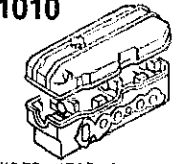
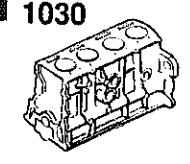
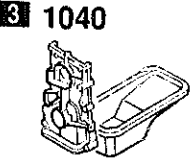

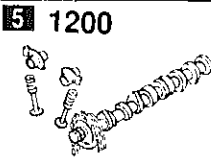
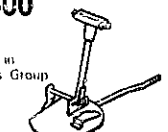
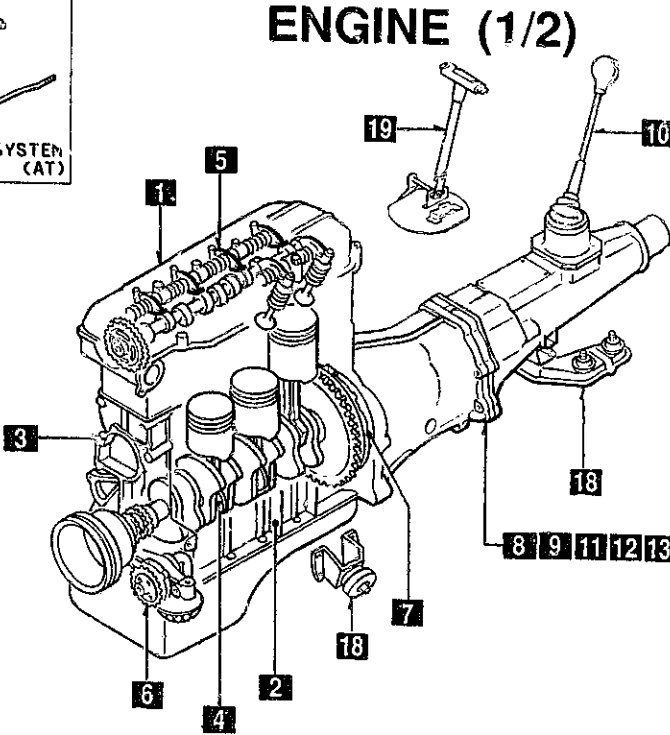
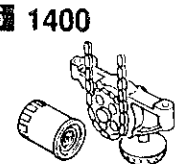

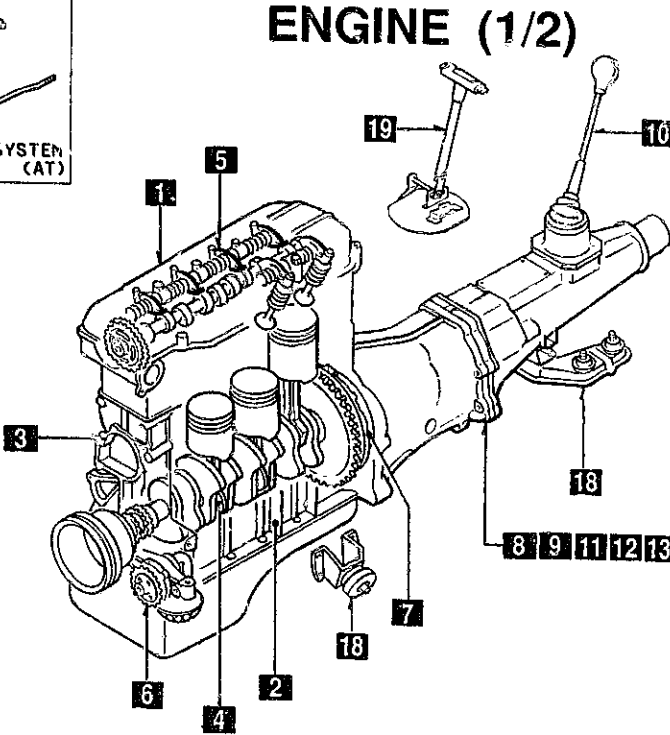
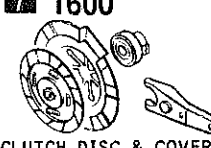

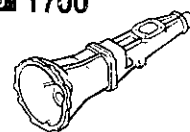

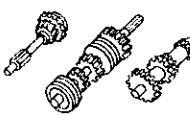
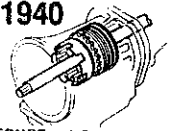

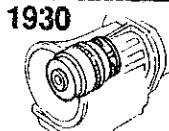


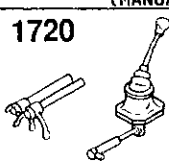
- The following is a typical example of the layout of contents on Mazda microfilm parts catalog.
- Voici un exemple typique de la disposition typographique de contenu dans les microfilms de catalogue des pièces de Mazda.
- El siguiente es un ejemplo típico de la disposición del contenido en una microficha de catálogo de repuestos de Mazda.
- Folgendes ist ein typisches Beispiel der Inhaltsanordnung des Mazda Mikrofilm-Teilekatalogs.



Remark : The items listed under (4) have been deleted from each fiche since Dec. '93



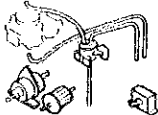



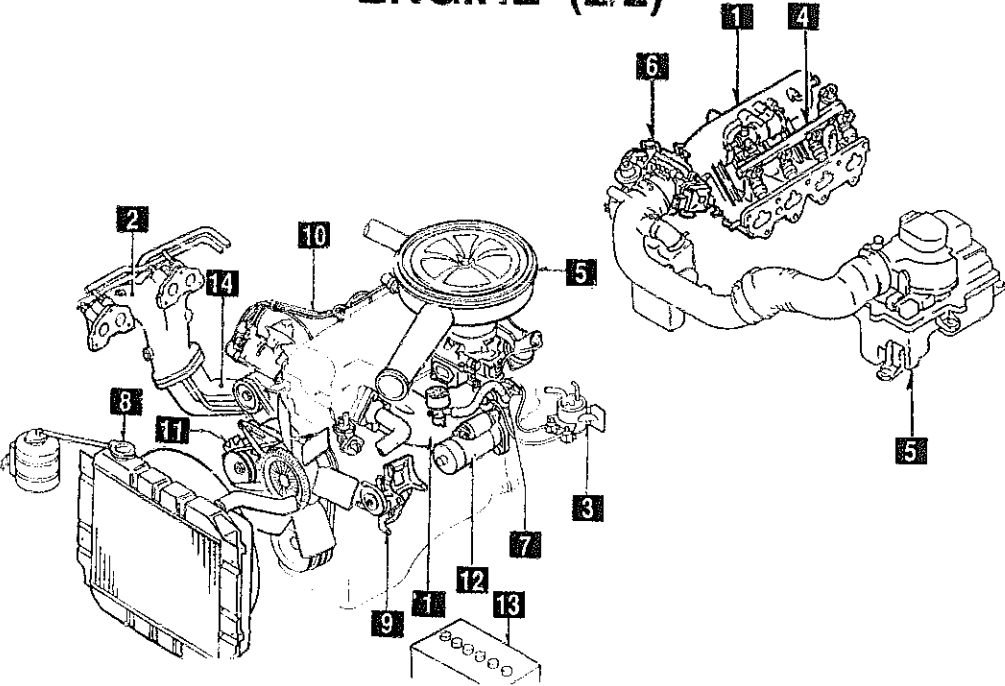
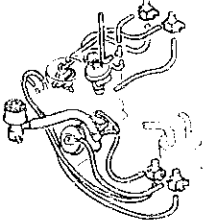
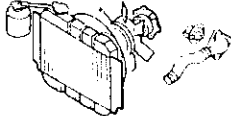
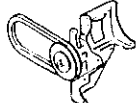
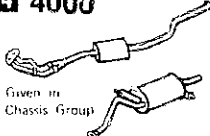
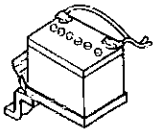
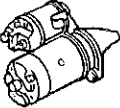
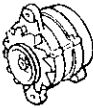
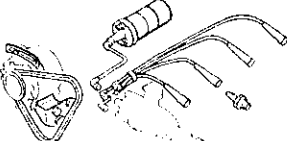
- | | | |
|--|---|---|
| ① • Layout of contents
• Disposition Typographique de Contenu
• Disposición del contenido
• Anordnung des Inhalts | ② • Pictorial Index
• Index par Schémas
• Índice Gráfico
• Illustrierter Index | ③ • Master Section No. Index
• Index des Numéros des Sections Totale
• índice del Número de la Sección Maestra
• Hauptabschnittsnummer-Index |
| ④ • Section No. Index for the Column
• index des Numéros des Sections pour les Colonnes
• N° de la Sección para el Índice
• Abschnittsnummer-Index für die Spalte | ⑤ • Illustration & Text
• Illustrations et Textes
• Ilustración y Texto
• Abbildung und Text | ⑥ • Part No. Index
• Index des Numéros des Pièces
• índice del N° de Pieza
• Teile-Nr.-Index |
| ⑦ • Alphabetical Index
• Index Alphabétique
• Índice Alfabético
• Alphabetischer Index | ⑧ • Model Identification
• Identification des Modèles
• Identificación del Modelo
• Modell-Kennzeichnung | ⑨ • Vehicle Identification System
• Système d'identification de Véhicule
• Sistema de Identificación de Vehículo
• Fahrzeug-Identifikations-system |

PICTORIAL INDEX

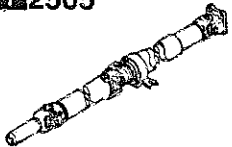



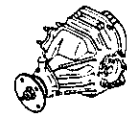


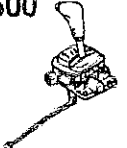
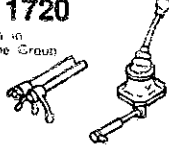
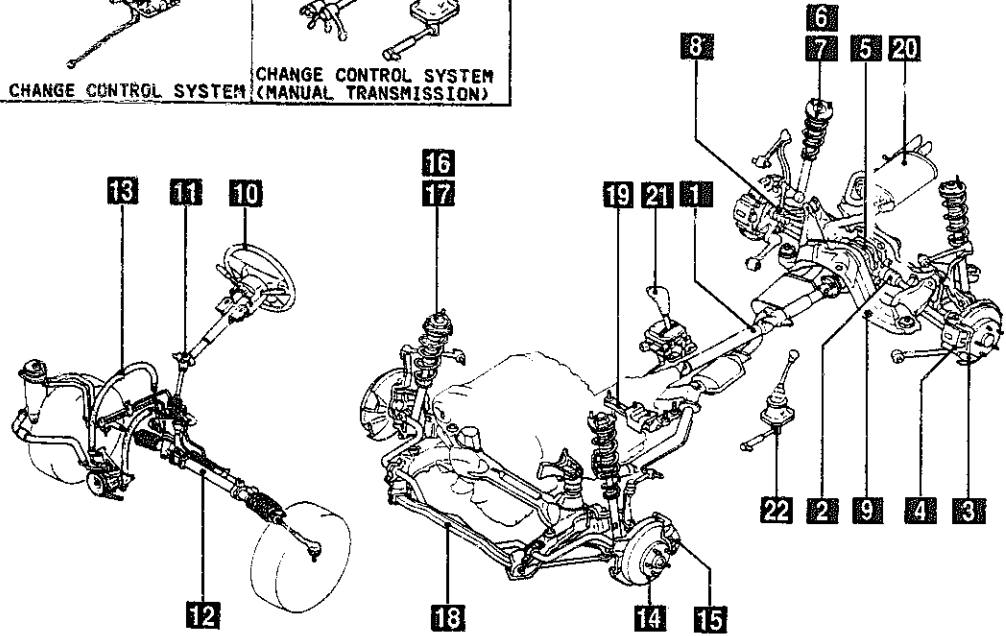



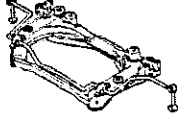

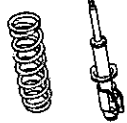




<p>1000</p>  <p>1010</p>  <p>CYLINDER HEAD & COVER</p>	<p>1030</p>  <p>CYLINDER BLOCK</p>	<p>1040</p>  <p>OIL PAN & TIMING COVER</p>	<p>1100</p>  <p>PISTON, CRANKSHAFT & FLYWHEEL</p>	<p>1200</p>  <p>VALVE SYSTEM</p>
<p>19 4600</p> <p>Given in Chassis Group</p>  <p>CHANGE CONTROL SYSTEM (AT)</p>	<p>ENGINE (1/2)</p> 			<p>1400</p>  <p>OIL PUMP & FILTER</p>
<p>13 3900</p> <p>Given in Chassis Group</p>  <p>ENGINE & TRANSMISSION MOUNTINGS</p>	<p>ENGINE (1/2)</p> 			<p>1600</p>  <p>CLUTCH DISC & COVER (MANUAL)</p>
<p>17 1960</p>  <p>GASKET & SEAL KIT (AUTOMATIC)</p>				<p>1700</p>  <p>TRANSMISSION CASE (MANUAL)</p>
<p>16 1950</p>  <p>MANUAL LINKAGE SYSTEM (AUTOMATIC)</p>				<p>1710</p>  <p>TRANSMISSION GEARS (MANUAL)</p>
<p>15 1940</p>  <p>GOVERNOR, LOW & REVERSE PISTON (AUTOMATIC)</p>				<p>1920</p>  <p>TRANSMISSION CASE & MAIN CONTROL SYSTEM (AUTOMATIC)</p>
<p>14 1930</p>  <p>CLUTCHES & PLANETARY GEARS (AUTOMATIC)</p>	<p>1925</p>  <p>CONTROL VALVE (AUTOMATIC)</p>	<p>11 1910</p>  <p>TORQUE CONVERTER, OIL PUMP & PIPINGS (AUTOMATIC)</p>	<p>10 1720</p>  <p>CHANGE CONTROL SYSTEM (MANUAL)</p>	

As this illustration is prepared to be applicable to all models, some parts are different in specifications from the parts listed in this parts Catalog.

PICTORIAL INDEX

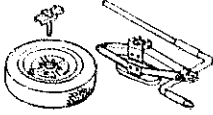

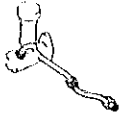

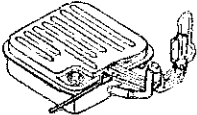

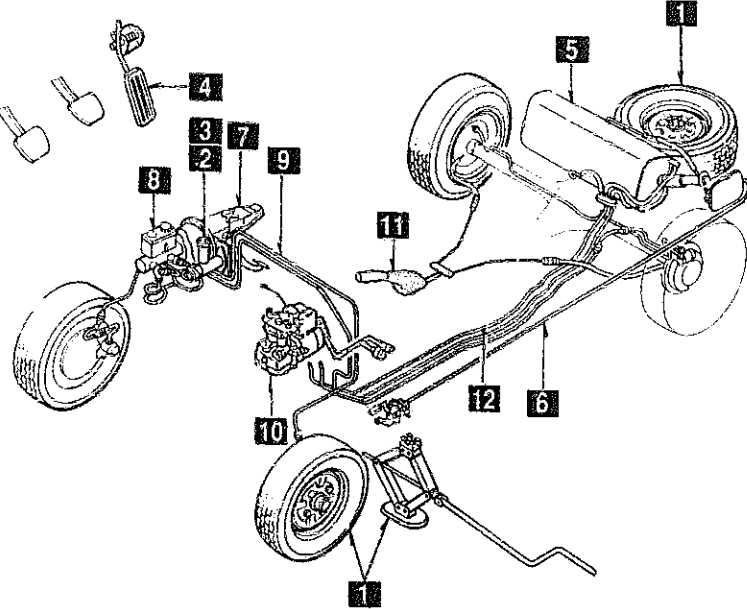
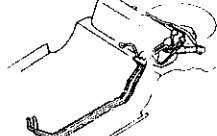
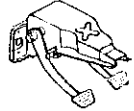
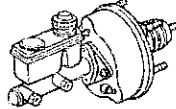

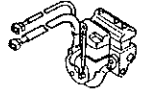

1 1300  INLET MANIFOLD	2 1310  EXHAUST MANIFOLD	3 1320  FUEL SYSTEM	4 1325  FUEL DISTRIBUTOR	5 1330  AIR CLEANER	6 1364  THROTTLE BODY
<h3 style="margin: 0;">ENGINE (2/2)</h3> 					
<small>As this illustration is prepared to be applicable to all models, some parts are different in specifications from the parts listed in this parts Catalog.</small>					
7 1370  EMISSION CONTROL SYSTEM (INLET SIDE)					
8 1500  COOLING SYSTEM					
9 1580  BRACKET, PULLEY & BELT					
14 4000  <small>Given in Chassis Group</small> EXHAUST SYSTEM	13 1850  BATTERY	12 1840  STARTER	11 1830  ALTERNATOR	10 1800  ENGINE ELECTRICAL SYSTEM	

PICTORIAL INDEX



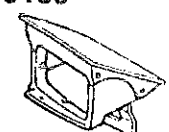

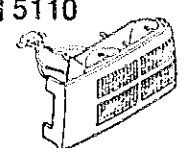

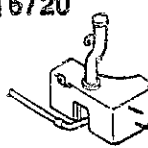
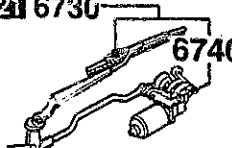
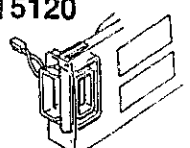

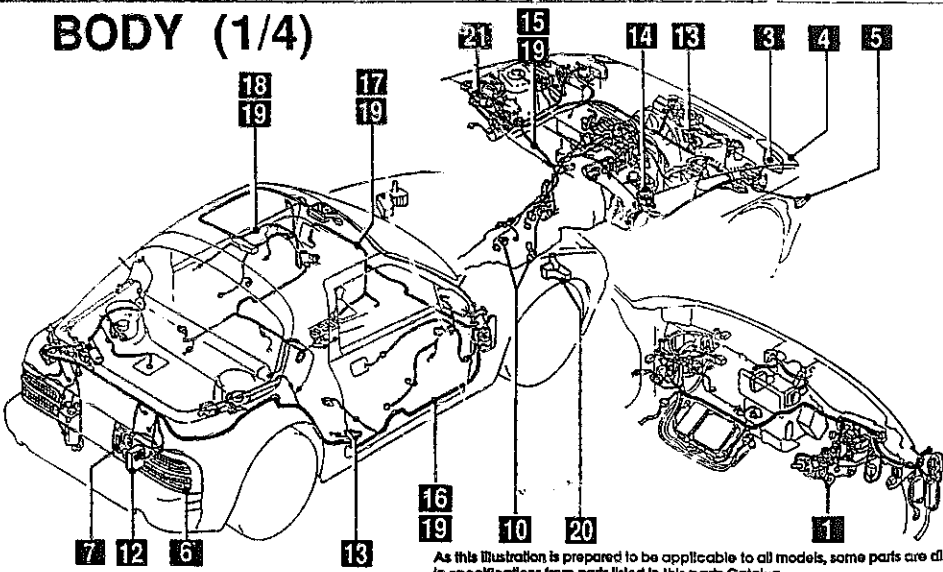




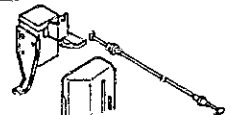


<p>1 2505</p>  <p>REAR PROPELLER SHAFT</p>	<p>2 2550</p>  <p>REAR DRIVE SHAFT</p>	<p>3 2600</p>  <p>REAR AXLE</p>	<p>4 2610</p>  <p>REAR BRAKE MECHANISMS</p>	<p>5 2710</p>  <p>REAR DIFFERENTIALS</p>	<p>6 2800</p>  <p>REAR SUSPENSION MECHANISMS</p>
<p>20 4000</p>  <p>EXHAUST SYSTEM</p>	<p>21 4600</p>  <p>CHANGE CONTROL SYSTEM</p>	<p>22 1720 <small>Given in Engine Group</small></p>  <p>CHANGE CONTROL SYSTEM (MANUAL TRANSMISSION)</p>	<h2 style="margin: 0;">CHASSIS (1/2)</h2> 		<p>7 2801</p>  <p>REAR SPRING & DAMPER</p>
<p>19 3900</p>  <p>ENGINE & T/MISSION MOUNTINGS</p>	<p>13 11 10</p> <p>16 17</p> <p>19 21 11</p> <p>12</p> <p>18</p> <p>14 15</p> <p>22 2 9 4 3</p>			<p>8 2810</p>  <p>REAR STABILIZER</p>	
<p>18 3410</p>  <p>CROSSMEMBER & STABILIZER</p>				<p>9 2830</p>  <p>REAR LOWER ARMS & SUB FRAME</p>	
<p>17 3401</p>  <p>FRONT SPRING & DAMPER</p>				<p>10 3200</p>  <p>STEERING WHEEL</p>	
<p>16 3400</p>  <p>FRONT SUSPENSION MECHANISMS</p>				<p>15 3310</p>  <p>FRONT BRAKE MECHANISMS</p>	<p>14 3300</p>  <p>FRONT AXLE</p>

As this illustration is prepared to be applicable to all models, some parts are different in specifications from parts listed in this parts Catalog.







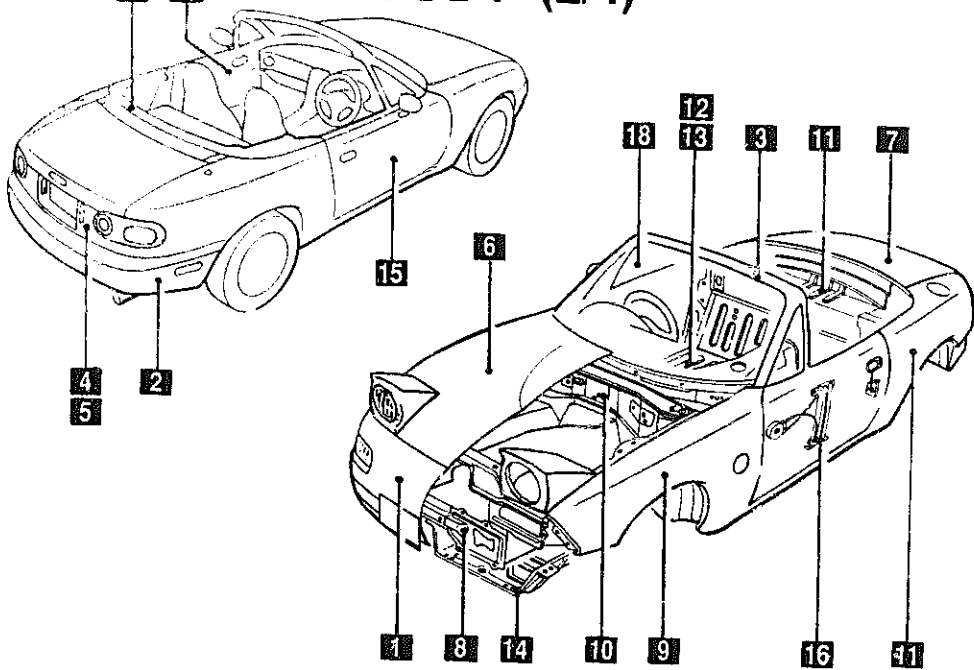
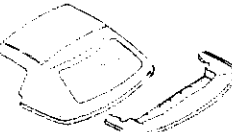




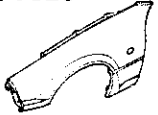
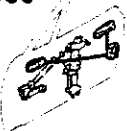
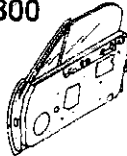
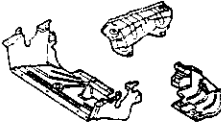

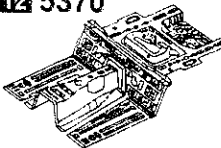
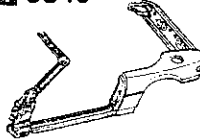
PICTORIAL INDEX

1 3700  TIRES & JACK	2 4140  CLUTCH RELEASE & MASTER CYLINDERS	3 4145  CLUTCH PIPINGS	4 4160  ACCELERATOR CONTROL SYSTEM	5 4200  FUEL TANK	6 4210  FUEL LID OPENER
<h3 style="margin: 0;">CHASSIS (2/2)</h3> 					
As this illustration is prepared to be applicable to all models, some parts are different in specifications from parts listed in this parts Catalog.					
				12 4500  FUEL PIPINGS	7 4300  CLUTCH & BRAKE PEDALS
					8 4340  BRAKE MASTER CYLINDER & POWER BRAKE
					9 4360  BRAKE PIPINGS
					10 4370  ANTILOCK BRAKE SYSTEM
					11 4400  PARKING BRAKE SYSTEM

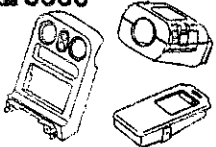


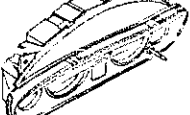
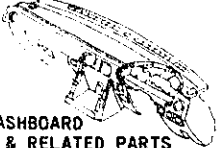
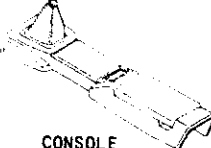
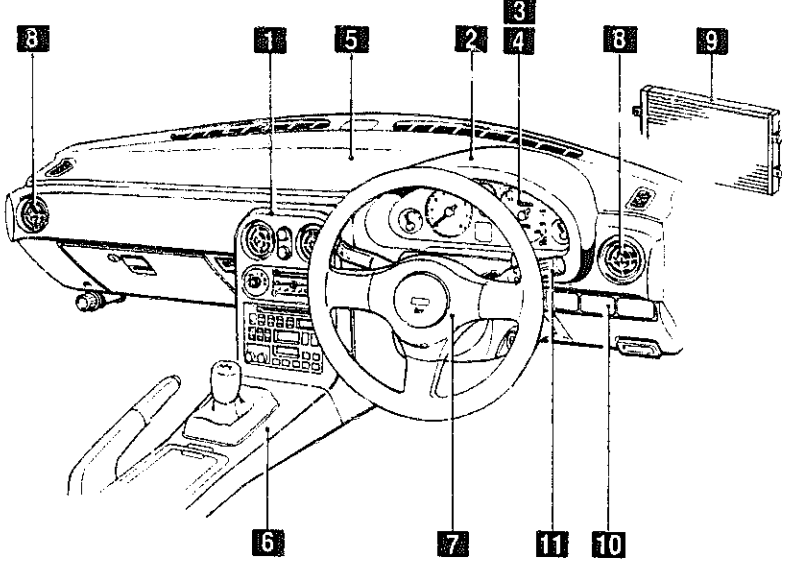

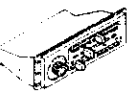



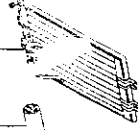


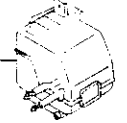

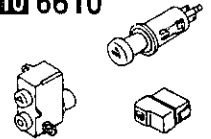
PICTORIAL INDEX

<p>1 0900</p>  <p>KEY SETS</p>	<p>2</p>	<p>3 5100</p>  <p>HEAD LAMPS</p>	<p>4 5103</p>  <p>HEAD LAMP RETRACTORS</p>	<p>5 5105</p>  <p>FRONT COMBINATION LAMPS</p>	<p>6 5110</p>  <p>REAR COMBINATION LAMPS</p>
<p>19 6704</p>  <p>WIRING HARNESS CLAMPS</p>	<p>20 6720</p>  <p>WINDSHIELD WASHER</p>	<p>21 6730</p>  <p>WINDSHIELD WIPERS</p>			<p>7 5120</p>  <p>LICENSE LAMPS</p>
<p>18 6703</p>  <p>WIRING HARNESSES (DOOR, FLOOR/CEILING)</p>	<p>BODY (1/4)</p>  <p style="font-size: small; text-align: center;">As this illustration is prepared to be applicable to all models, some parts are different in specifications from parts listed in this parts Catalog.</p>				<p>8</p>
<p>17 6702</p>  <p>WIRING HARNESSES (DASHBOARD)</p>					<p>9</p>
<p>16 6700</p>  <p>WIRING HARNESSES (FRONT & REAR)</p>					<p>10 6600</p>  <p>SWITCHES & RELAYS (ENGINE)</p>
<p>15 6701</p>  <p>WIRING HARNESSES (ENGINE & T/MISSION)</p>	<p>14 6640</p>  <p>AUTO CRUISE CONTROL SYSTEM</p>	<p>13 6635</p>  <p>DOOR SWITCH & HORNS</p>	<p>12 6630</p>  <p>RELAYS & UNIT (BODY)</p>	<p>11</p>	

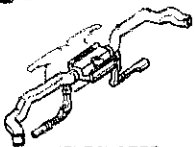


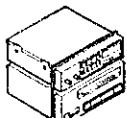
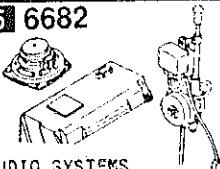

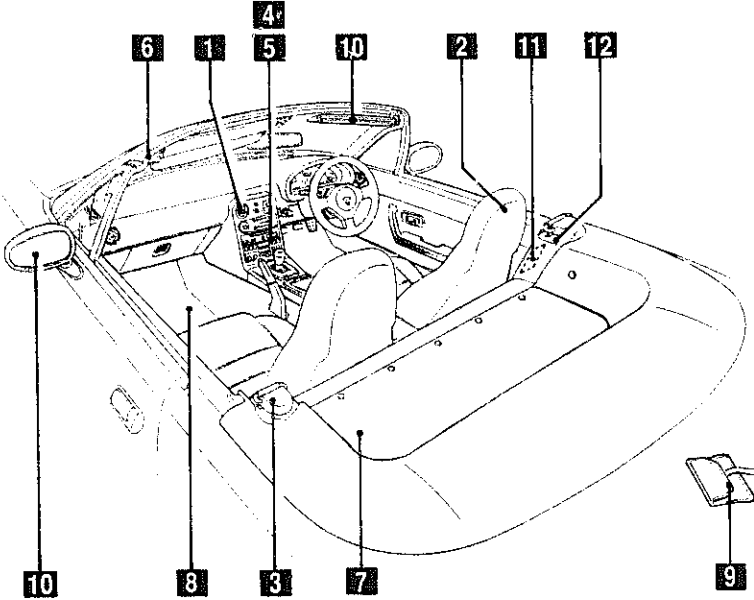




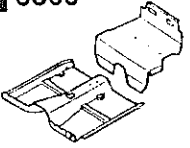
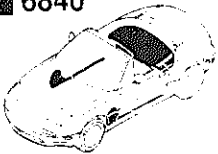
PICTORIAL INDEX

<p>1 5000</p>  <p style="text-align: center;">FRONT BUMPER</p>	<p>2 5010</p>  <p style="text-align: center;">REAR BUMPER</p>	<p>3 5030</p>  <p style="text-align: center;">WINDOW MOULDING & COWL GRILLES</p>	<p>4 5170</p>  <p style="text-align: center;">ORNAMENTS</p>	<p>5 5180</p>  <p style="text-align: center;">REAR FINISHER</p>	<p>6 5230</p>  <p style="text-align: center;">BONNET</p>
<p>BODY (2/4)</p> 					
<p>19 6330</p>  <p style="text-align: center;">SUNROOF</p>					<p>7 5260</p>  <p style="text-align: center;">TRUNK LID</p>
<p>18 6300</p>  <p style="text-align: center;">WINDOW GLASSES</p>					<p>8 5310</p>  <p style="text-align: center;">FRONT PANELS</p>
<p>17 5840</p>  <p style="text-align: center;">FRONT DOOR TRIMS & RELATED PARTS</p>					<p>9 5320</p>  <p style="text-align: center;">FENDER & WHEEL APRON PANELS</p>
<p>16 5830</p>  <p style="text-align: center;">FRONT DOOR MECHANISMS</p>	<p>15 5800</p>  <p style="text-align: center;">FRONT DOORS</p>	<p>14 5390</p>  <p style="text-align: center;">FLOOR ATTACHMENTS</p>	<p>13 5380</p>  <p style="text-align: center;">FLOOR ATTACHMENTS (HOLE COVERS)</p>	<p>12 5370</p>  <p style="text-align: center;">FLOOR PANELS</p>	<p>11 5340</p>  <p style="text-align: center;">SIDE PANELS</p>

PICTORIAL INDEX

<p>1 5500</p>  <p>DASHBOARD EQUIPMENTS</p>	<p>2 5520</p>  <p>METER HOOD</p>	<p>3 5530</p>  <p>SPEEDOMETER CABLE</p>	<p>4 5540</p>  <p>METER COMPONENTS</p>	<p>5 5560</p>  <p>DASHBOARD & RELATED PARTS</p>	<p>6 5570</p>  <p>CONSOLE</p>
<h3 style="margin: 0;">BODY (3/4)</h3>					
					
<p>7 5795</p>  <p>AIR BAG</p>					
<p>8</p>  <p>6115</p>  <p>6110</p>  <p>6100</p>  <p>6120</p> <p>HEATER</p>					
<p>9</p>  <p>6130</p>  <p>6135</p>  <p>6140</p>  <p>6150</p> <p>AIR CONDITIONER</p>					
<p>11 6611</p>  <p>COMBINATION SWITCH</p>					
<p>10 6610</p>  <p>DASHBOARD SWITCHES</p>					

PICTORIAL INDEX

1 5580  VENTILATOR	2 5700  SEATS	3 5790  SEAT BELTS	4 6680  AUDIO SYSTEMS (RADIO & TAPE DECK)	5 6682  AUDIO SYSTEMS (ANTENNA & SPEAKER)	6 6820  FRONT HEADER TRIM & PILLAR TRIMS
<h3 style="margin: 0;">BODY (4/4)</h3> 					
As this illustration is prepared to be applicable to all models, some parts are different in specifications from parts listed in this parts Catalog.					
				12 7250  QUARTER WINDOW & TRIMS	11 6930  CAUTION PLATES & LABELS
				10 6900  VISORS, ASSIST HANDLES & MIRRORS	9 6870  SERVICE TOOLS
				8 6860  FLOOR MATS & PADS	7 6840  TRIMS & SCUFF PLATES

SECTION NAME INDEX (ENGINE)

LO.NO	SEC.NO	SECTION NAME	LO.NO	SEC.NO	SECTION NAME	ID.NO	SEC.NO	SECTION NAME
1-C03	1000	ENGINE & GASKET SETS						
1-D03	1010	CYLINDER HEAD & COVER						
1-G03	1030	CYLINDER BLOCK						
1-I03	1040	OIL PAN & TIMING COVER						
1-K03	1100	PISTON, CRANKSHAFT & FLYWHEEL						
1-N03	1200	VALVE SYSTEM						
1-D04	1300	INLET MANIFOLD						
1-E04	1310	EXHAUST MANIFOLD						
1-F04	1320	FUEL SYSTEM						
1-H04	1325	FUEL DISTRIBUTOR						
1-I04	1330	AIR CLEANER						
1-K04	1364	THROTTLE BODY						
1-L04	1370	EMISSION CONTROL SYSTEM (INLET SIDE)						
1-M04	1400	OIL PUMP & FILTER						
1-C05	1500	COOLING SYSTEM						
1-G05	1580	BRACKET, PULLEY & BELT						
1-C06	1600	CLUTCH DISC & COVER (MANUAL)						
1-D06	1700	TRANSMISSION CASE (MANUAL)						
1-E06	1710	TRANSMISSION GEARS (MANUAL)						
1-K06	1720	CHANGE CONTROL SYSTEM (MANUAL)						
1-N06	1800	ENGINE ELECTRICAL SYSTEM						
1-D07	1830	ALTERNATOR						
1-G07	1840	STARTER						
1-I07	1850	BATTERY						
1-J07	1910	TORQUE CONVERTER, OIL PUMP & PIPINGS (AUTOMATIC)						
1-M07	1920	TRANSMISSION CASE & MAIN CONTROL SYSTEM (AUTOMATIC)						
1-G08	1925	CONTROL VALVE (AUTOMATIC)						
1-K08	1930	CLUTCHES & PLANETARY GEARS (AUTOMATIC)						
1-F09	1940	GOVERNOR, LOW & REVERSE PISTON (AUTOMATIC)						
1-I09	1950	MANUAL LINKAGE SYSTEM (AUTOMATIC)						
1-K09	1960	GASKET & SEAL KIT (AUTOMATIC)						

CATLOG-NO= AUNA02-07

DATE. 1993-12

PAGE. 1

SECTION NAME INDEX (CHASSIS)

LO.NO	SEC.NO	SECTION NAME	LO.NO	SEC.NO	SECTION NAME	LO.NO	SEC.NO	SECTION NAME
1-C11	2505	REAR PROPELLER SHAFT	1-H16	4360	BRAKE PIPINGS			
1-D11	2550	REAR DRIVE SHAFT	1-L16	4370	ANTILOCK BRAKE SYSTEM			
1-E11	2600	REAR AXLE	2-C03	4400	PARKING BRAKE SYSTEM			
1-G11	2610	REAR BRAKE MECHANISMS	2-E03	4500	FUEL PIPINGS			
1-I11	2710	REAR DIFFERENTIALS (NORMAL DIFF.)	2-G03	4600	CHANGE CONTROL SYSTEM (AT)			
1-N11	2710 A	REAR DIFFERENTIALS (LIMITED SLIP DIFF.)						
1-G12	2800	REAR SUSPENSION MECHANISMS						
1-H12	2801	REAR SPRING & DAMPER						
1-I12	2810	REAR STABILIZER						
1-J12	2830	REAR LOWER ARMS & SUB FRAME						
1-L12	3200	STEERING WHEEL						
1-M12	3210	STEERING COLUMN & SHAFTS						
1-N12	3220	STEERING GEAR (W/O POWER STEERING)						
1-D13	3220 A	STEERING GEAR (W/ POWER STEERING)						
1-G13	3240	POWER STEERING SYSTEM						
1-I13	3300	FRONT AXLE						
1-J13	3310	FRONT BRAKE MECHANISMS						
1-L13	3400	FRONT SUSPENSION MECHANISMS						
1-N13	3401	FRONT SPRING & DAMPER						
1-C14	3410	CROSSMEMBER & STABILIZER						
1-D14	3700	TIRES & JACK						
1-C15	3900	ENGINE & T/MISSION MOUNTINGS						
1-D15	4000	EXHAUST SYSTEM						
1-F15	4140	CLUTCH RELEASE & MASTER CYLINDERS (MANUAL TRANSMISSION)						
1-G15	4145	CLUTCH PIPINGS (MANUAL TRANSMISSION)						
1-H15	4160	ACCELERATOR CONTROL SYSTEM						
1-I15	4200	FUEL TANK						
1-L15	4210	FUEL LID OPENER						
1-M15	4300	CLUTCH & BRAKE PEDALS (MANUAL TRANSMISSION)						
1-D16	4300A	BRAKE PEDALS (AUTOMATIC TRANSMISSION)						
1-F16	4340	BRAKE MASTER CYLINDER & POWER BRAKE						

CATLOG-NO= AUNA02-07

DATE. 1993-12

PAGE. 2

SECTION NAME INDEX (BODY)

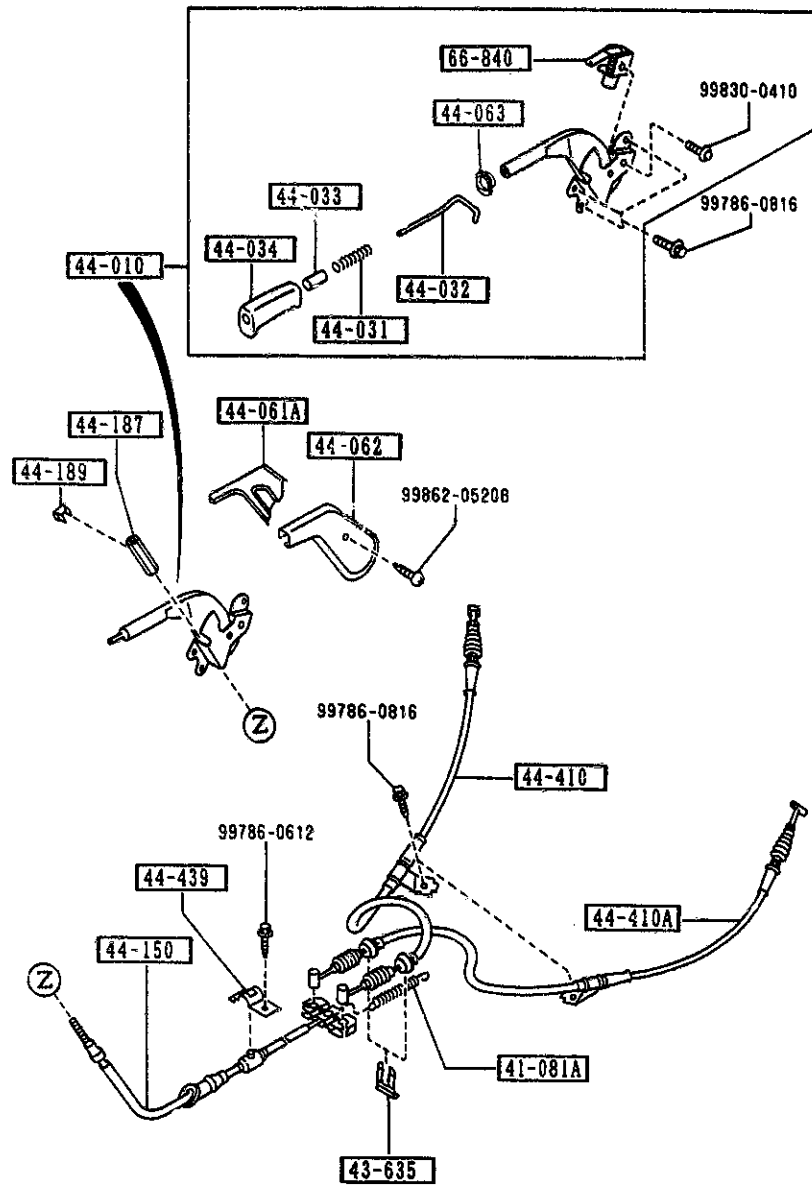
LO.NO	SEC.NO	SECTION NAME	LO.NO	SEC.NO	SECTION NAME	LO.NO	SEC.NO	SECTION NAME
2-C05	0900	KEY SETS	2-D13	6110	HEATER UNIT COMPONENTS	3-M04	7250	QUARTER WINDOW & TRIMS
2-F05	5000	FRONT BUMPER	2-E13	6115	HEATER CONTROLS COMPONENTS			
2-I05	5010	REAR BUMPER	2-G13	6120	HEATER BLOWER COMPONENTS			
2-K05	5030	WINDOW MOULDING & COWL GRILLES	2-H13	6130	AIR CONDITIONER			
2-L05	5100	HEAD LAMPS	2-L13	6135	O RING SET, PIPING			
2-M05	5103	HEAD LAMP RETRACTORS	2-M13	6140	COMPRESSOR COMPONENTS (AIR CON DITIONER)			
2-D06	5105	FRONT COMBINATION LAMPS	2-C14	6150	COOLING UNIT (AIR CONDITIONER)			
2-F06	5110	REAR COMBINATION LAMPS	2-D14	6300	WINDOW GLASSES			
2-I06	5120	LICENSE LAMPS	2-E14	6330	SUNROOF			
2-J06	5170	ORNAMENTS	2-E15	6600	SWITCHES & RELAYS (ENGINE)			
2-K06	5180	REAR FINISHER	2-I15	6610	DASHBOARD SWITCHES			
2-M06	5230	BONNET	2-J15	6611	COMBINATION SWITCH			
2-C07	5260	TRUNK LID	2-K15	6630	RELAYS & UNIT (BODY)			
2-E07	5310	FRONT PANELS	2-M15	6635	DOOR SWITCH & HORNS			
2-F07	5320	FENDER & WHEEL APRON PANELS	2-N15	6640	AUTO CRUISE CONTROL SYSTEM			
2-I07	5330	DASH & COWL PANELS	2-C16	6680	AUDIO SYSTEMS (RADIO & TAPE DE CK)			
2-J07	5340	SIDE PANELS	2-E16	6682	AUDIO SYSTEMS (ANTENNA & SPEAK ER)			
2-C08	5370	FLOOR PANELS	2-G16	6700	WIRING HARNESSSES(FRONT & REAR)			
2-F08	5380	FLOOR ATTACHMENTS (HOLE COVERS)	2-J16	6701	WIRING HARNESSSES(ENGINE & T/MI SSION)			
2-G08	5390	FLOOR ATTACHMENTS	2-L16	6702	WIRING HARNESSSES(DASHBOARD)			
2-C09	5500	DASHBOARD EQUIPMENTS	2-M16	6703	WIRING HARNESSSES(DOOR, FLOOR/CE ILING)			
2-E09	5520	METER HOOD	3-C03	6704	WIRING HARNESS CLAMPS			
2-F09	5530	SPEEDOMETER CABLE	3-F03	6720	WINDSHIELD WASHER			
3-G09	5540	METER COMPONENTS	3-K03	6730	WINDSHIELD WIPERS			
2-J09	5560	DASHBOARD & RELATED PARTS	3-M03	6740	WIPER MOTOR COMPONENTS(FRONT)			
2-M09	5570	CONSOLE	3-N03	6820	FRONT HEADER TRIM & PILLAR TRI MS			
2-E10	5580	VENTILATOR	3-C04	6840	TRIMS & SCUFF PLATES			
2-G10	5700	SEATS	3-E04	6860	FLOOR MATS & PADS			
2-E11	5790	SEAT BELTS	3-H04	6870	SERVICE TOOLS			
2-F11	5795	AIR BAG	3-I04	6900	VISORS, ASSIST HANDLES & MIRROR S			
2-G11	5800	FRONT DOORS	3-K04	6930	CAUTION PLATES & LABELS			
2-J11	5830	FRONT DOOR MECHANISMS						
2-N11	5840	FRONT DOOR TRIMS & RELATED PAR TS						
2-C13	6100	HEATER						

CATLOG-NO= AUNAO2-07

DATE. 1993-12

PAGE. 3

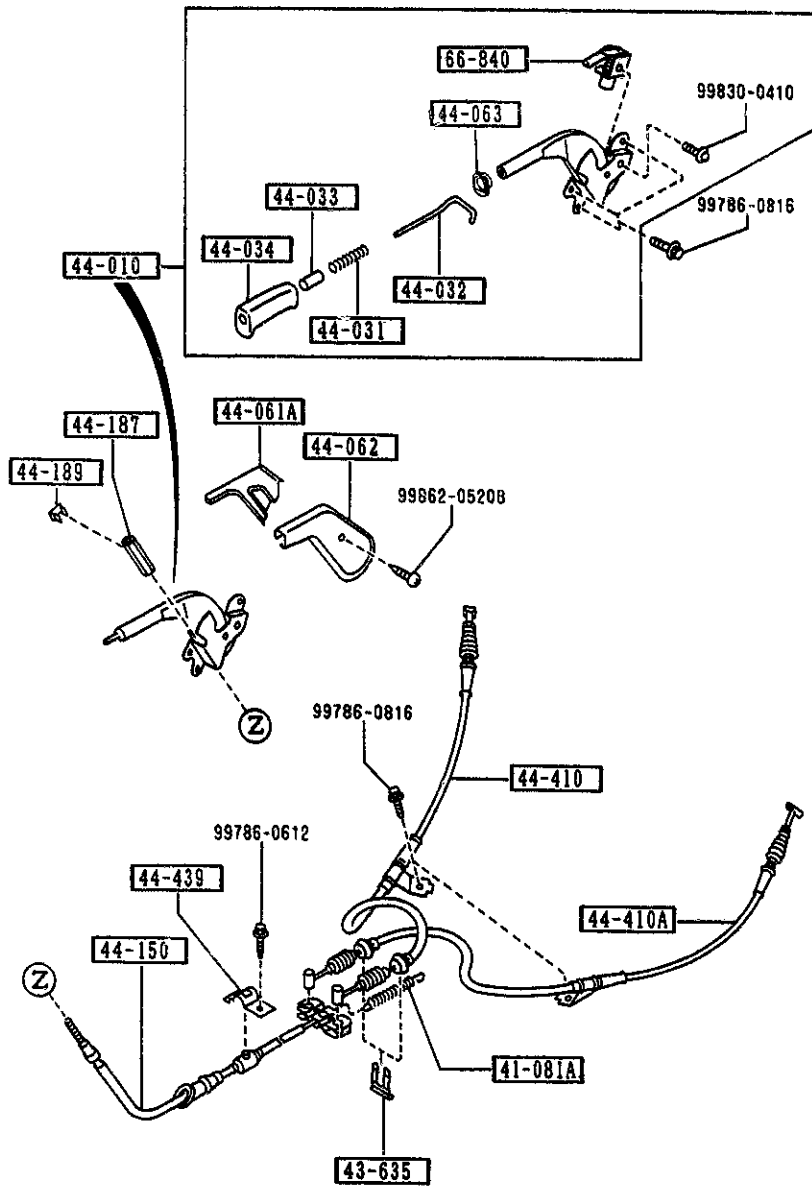
4400 PARKING BRAKE SYSTEM



PART NO.	QTY	MODEL/RESTRICTION	MODEL/RESTRICTION	MODEL/RESTRICTION	FROM-TO
41-081A		SPRING, RETURN			
0750-41-308	1				
43-635		CLIP, FLEXIBLE HOSE			
W023-43-635	2				
44-010		LEVER, PARKING BRAKE			
NA01-44-010	1	(URETHAN)			
N001-44-010A	1	(WOOD)			0A01-
44-031		SPRING, PARKING REVER			
G030-44-031	1				
44-032		ROD, RELEASE			
NA01-44-032	1				
44-033		BUTTON, RELEASE			
FB01-44-033	1				
44-034		CAP, PARK BRAKE LEVER			
FB01-44-034	1	(URETHAN)			
N001-44-034A	1				0A01-1401
AN(N001-44-034B)					
N001-44-034B	1	(WOOD)			1401-
44-061A		COVER			
FB01-44-061B	1				
44-062		COVER			
FB01-44-062A	1				
44-063		SPACER			
FC01-44-063	1				-0A01
AN(FC01-44-063A)					
FC01-44-063A	1	(URETHAN)			0A01-
FC01-44-063A	1	(WOOD)			0A01-1401
N001-44-063	1	(WOOD)			1401-
44-150		CABLE, PARKING-FRT			
NA01-44-150B	1				
0A01 NA35**213219					
1401 NA35**232720					

4400 -2 * PARKING BRAKE SYSTEM

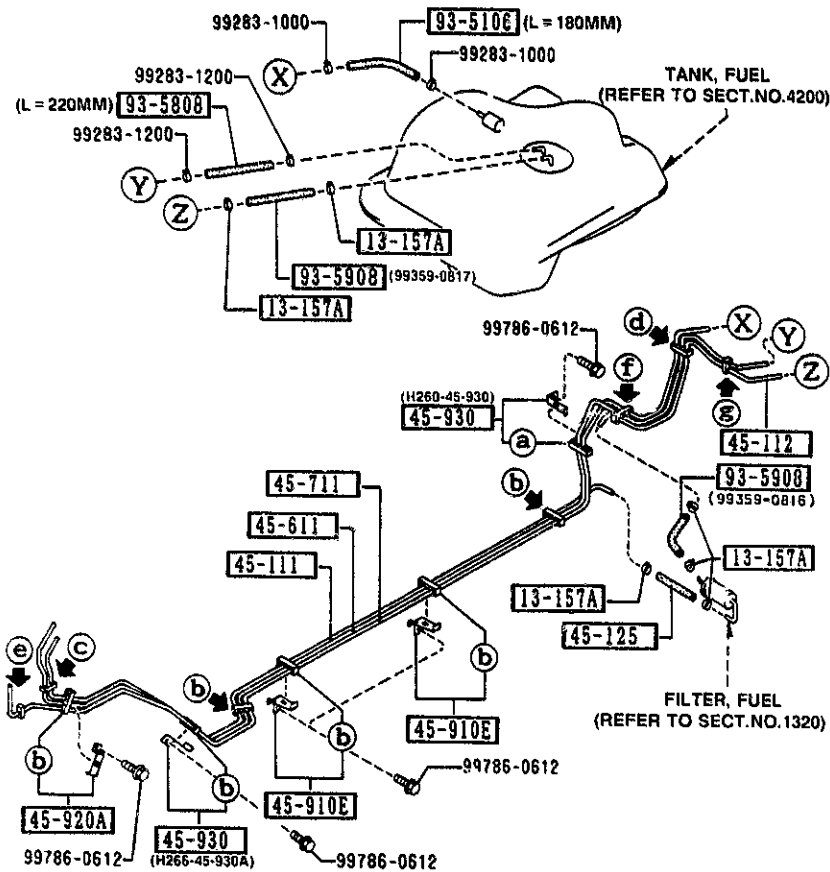
4400 PARKING BRAKE SYSTEM



PART NO.	QTY	MODEL/RESTRICTION	MODEL/RESTRICTION	MODEL/RESTRICTION	FROM-TO
44-187		SCREW, ADJUST			
0866-44-187A	1				
44-189		CLIP			
0866-44-189	1				
44-410		CABLE (R), R.-PARK.			
NA01-44-410B	1				
44-410A		CABLE (L), R.-PARK.			
NA01-44-420B	1				
44-439		CLIP, CABLE			
1011-44-439	1				
66-840		SWITCH, PARKING LAMP			
GJ21-66-450A	1				

4500 FUEL PIPINGS

4500 -1 FUEL PIPINGS



a	b	c	d	e	f	g
45-912D	45-912D	45-913	45-913A	45-914	45-915	45-921
(H260-45-912)	(H266-45-912)					

93-5106		99351-06999	(L = 180MM)
93-5808		99358-08999	(L = 220MM)

PART NO.	QTY	MODEL/RESTRICTION	MODEL/RESTRICTION	MODEL/RESTRICTION	FROM-TO
13-157A		CLIP			
8574-13-157	6				
45-111		PIPE, FUEL-MAIN			
NA01-45-111	1				
45-112		PIPE, FUEL-MAIN			
NA01-45-112A	1				
45-125		HOSE, FUEL			
99359-0815	1				
45-611		PIPE, FUEL-RETURN			
NA01-45-611	1				
45-711		PIPE, EVAPORATION			
NA01-45-711A	1				
45-910E		HOLDER, PIPE			
H266-45-910A	2				
45-912D		HOLDER 'A'			
H260-45-912	1				
H266-45-912	6				
45-913		HOLDER, PIPE			
NA01-45-912	1				
45-913A		CLIP, PIPE			
NA01-45-913	1				
45-914		HOLDER, PIPE			
FB01-45-914	1	NIFUKO			
45-915		CLIP, PIPE			
NA01-45-914	1				
45-920A		HOLDER 'B', PIPE			
H266-45-920A	1				

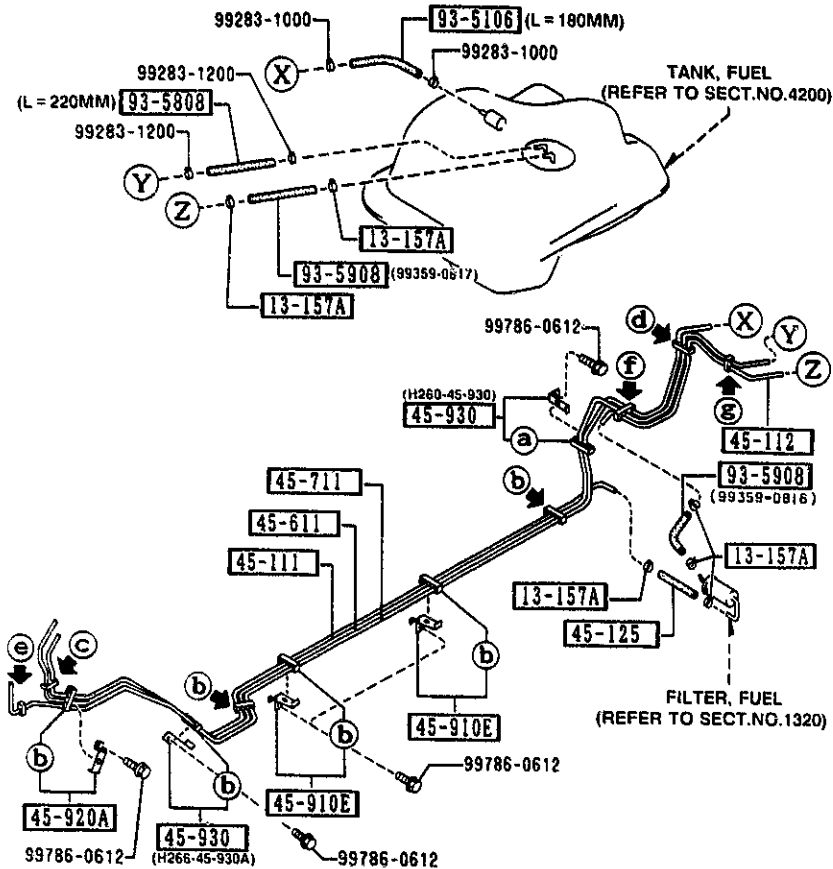
AUNA02








CAT. AUNA02-07

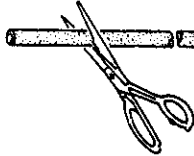
1993-12

4500 FUEL PIPINGS

4500 -2 * FUEL PIPINGS



a	b	c	d	e	f	g
45-912D	45-912D	45-913	45-913A	45-914	45-915	45-921
						
(H260-45-912)	(H266-45-912)					

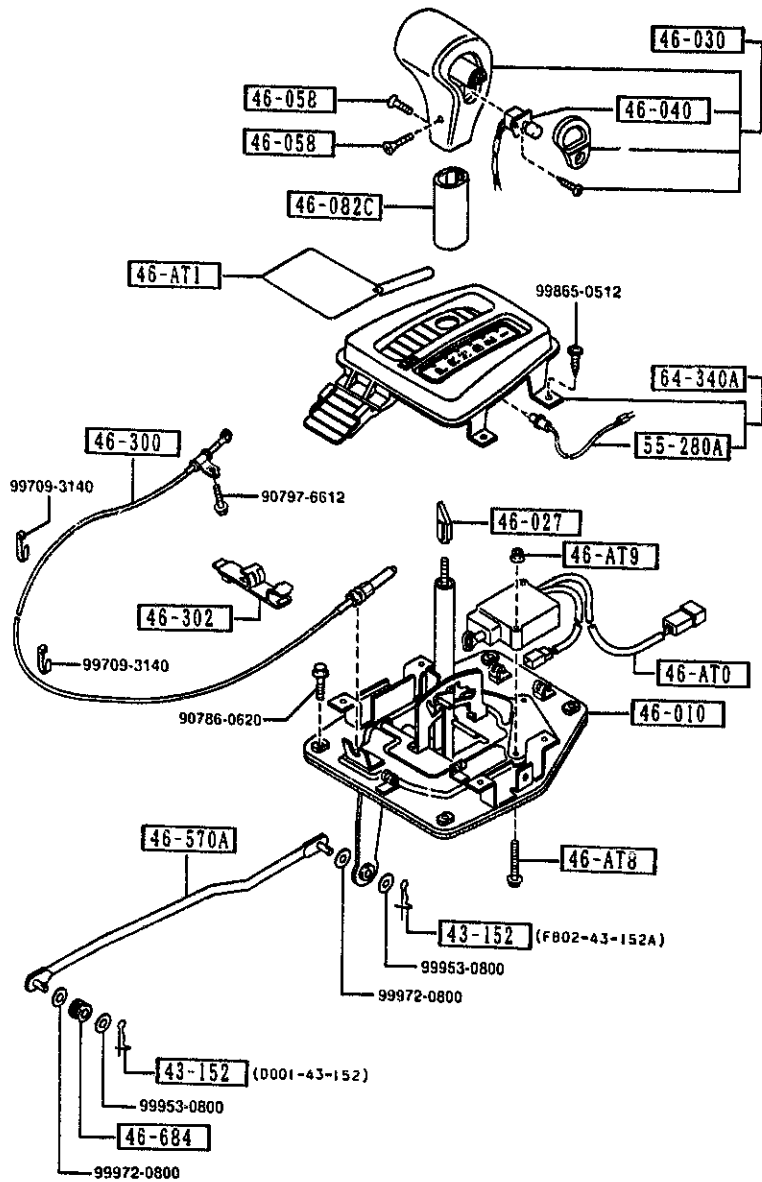
93-5106		99351-06999	(L = 180MM)
93-5808		99358-08999	(L = 220MM)

PART NO.	QTY	MODEL/RESTRICTION	MODEL/RESTRICTION	MODEL/RESTRICTION	FROM-TO
45-921		CLIP, PIPE			
B210-45-917	1				
45-930		HOLDER 'C', PIPE			
H260-45-930	1				
H266-45-930A	1				
93-5106		HOSE			
99351-06999	1				
93-5808		HOSE			
99358-08999	1				
93-5908		HOSE			
99359-0816	1				
99359-0817	1				

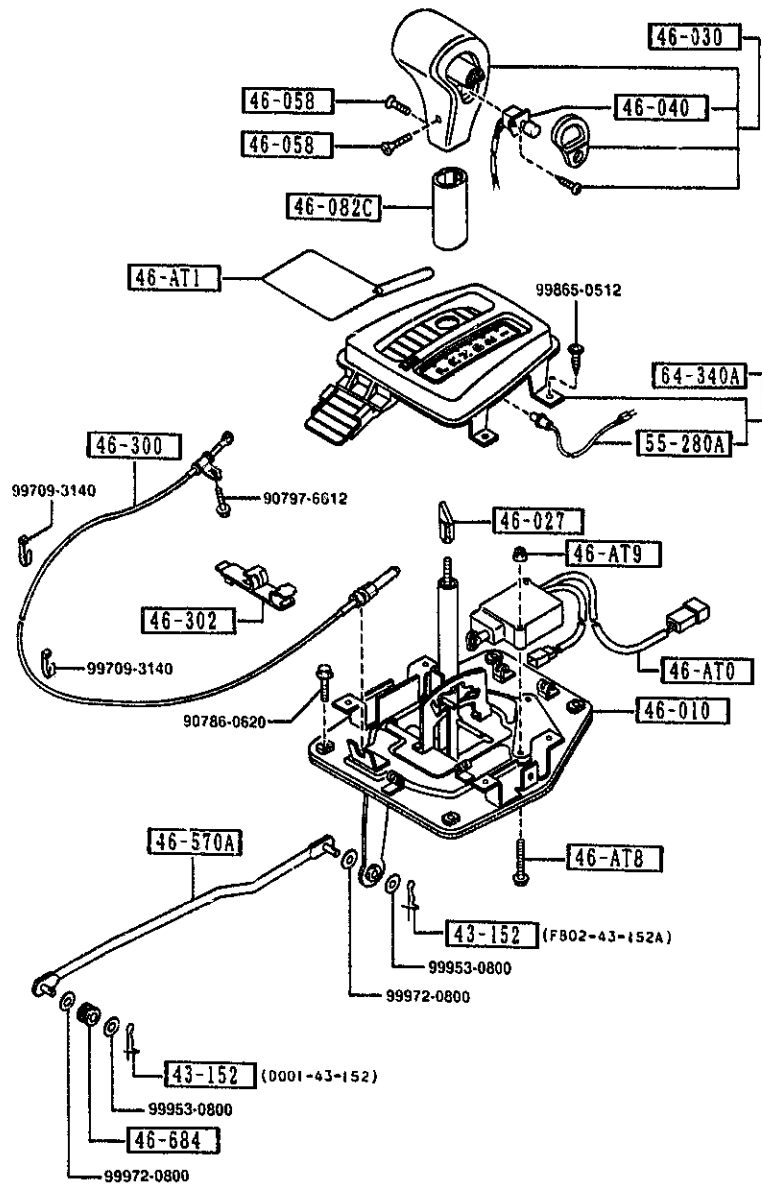
AUNA02

CAT. AUNA02-07

1993-12



PART NO.	QTY	MODEL/RESTRICTION	MODEL/RESTRICTION	MODEL/RESTRICTION	FROM-TO
43-152		PIN, SNAP			
D001-43-152	1				
FB02-43-152A	1				
46-AT0		ACTUATOR, SHIFT LOCK			
NA03-46-AT0A	1				
46-AT1		TAG, CAUTION-CHANGE			
GN52-46-AT1B	1				
46-AT8		SCREW			
H338-46-AT8	2				
46-AT9		NUT			
H338-46-AT9	2				
46-010		LEVER, SELECT			
NA03-46-100E ANC(NA03-46-100F)	1				-1319
NA03-46-100F	1				1319-
46-027		CAM, CHANGE LEVER			
H338-46-027	1				
46-030		KNOB, CHANGE LEVER			
NA03-46-030B	1				
46-040		SWITCH, OVER DRIVE CONTROL			
NA03-46-040B	1				
46-058		SCREW, CHANGE LEVER KNOB			
FB02-46-058C	2				
46-082C		COVER, SELECT LEVER			
NA03-46-088	1				
46-300		CABLE, INTER LOCK			
NA03-46-300B	1				
46-302		CLIP			
NA16-46-302	1				
1319 NA35**-232215					



PART NO.	QTY	MODEL/RESTRICTION	MODEL/RESTRICTION	MODEL/RESTRICTION	FROM-TO
46-570A		ROD, SELECTOR-REAR			
NA03-46-570	1				
46-684		BUSH			
1015-46-684A	1				
55-280A		BULB & SOCKET			
NA03-55-280A	1				
64-340A		INDICATOR			
NA03-64-350C	1				